

Scaled data based on original data using
LM-79-08 Approved Method: Electrical and Photometric Measurements of Solid-
State Lighting Products

Test Report Prepared for
Cooper Lighting Solutions
(formerly Eaton)

Brand: McGRAW-EDISON

Report Number: P386245

Luminaire Tested: **GWC-SA1D-827-U-SL2**

Issue Date: 3/3/2020

Test Information

Test Method: LM-79-08
Report Number: P386245
TEST IS SCALED FROM IESNA LM-79-08 TEST DATA (G2-1903-205-20)
Test Lab: INNOVATION CENTER
Issue Date: 3/3/2020
Manufacturer: COOPER LIGHTING SOLUTIONS (FORMERLY EATON)
Product Line: MCGRAW-EDISON
Catalog Number: GWC-SA1D-827-U-SL2
Description: GALLEON WALL LUMINAIRE
(1) 80 CRI, 2700K, 1200mA LIGHTSQUARE WITH 16 LEDS AND TYPE II SPILL
LIGHT ELIMINATOR OPTICS
Light Source: -
Ballast/Driver: ELECTRONIC DRIVER

Summary

Lumens per Lamp: N/A
Luminaire Lumens: 5967 lumens
Efficiency: N/A
Efficacy: 90.4 lumens/watt
Luminous Opening: Rectangular (W 0.5' x L: 0.5' x H: 0')
IES Classification: Type III - Medium
BUG Rating: B1 - U0 - G2

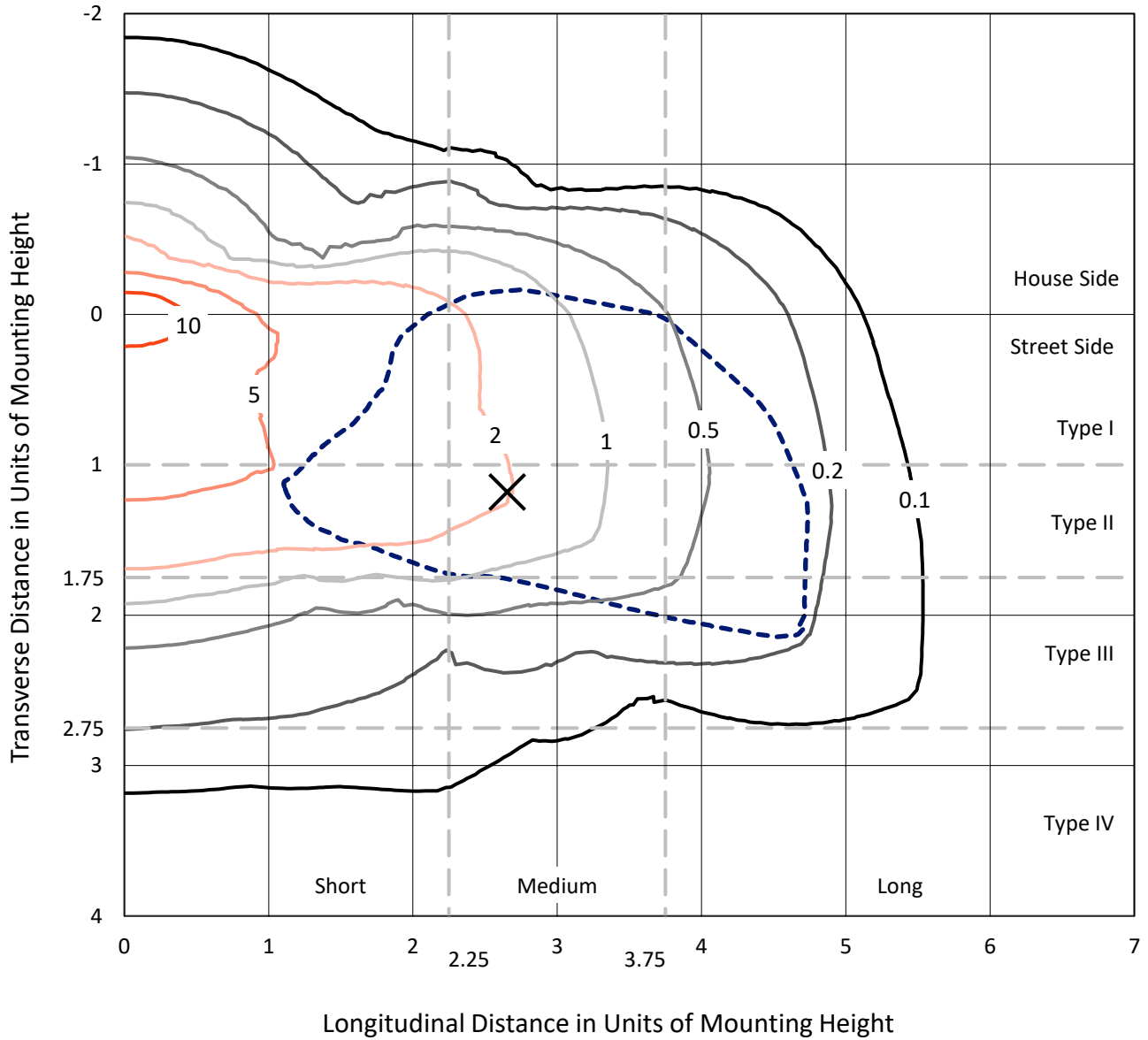
Input Watts (W): 66
Input Voltage (V): NR
Input Current (Ain): NR
Voltage Rise (V): NR
Power Factor: NR
Total Harmonic Distortion (THDi): NR
Frequency (hertz): 60
Stabilization Time: NR
Operation Time: NR
Ambient Temperature (°C): NR
Test Distance: 24 FT



REPORT NUMBER: P386245
 CATALOG NUMBER: GWC-SA1D-827-U-SL2

Iso-Footcandle Lines of Horizontal Illumination

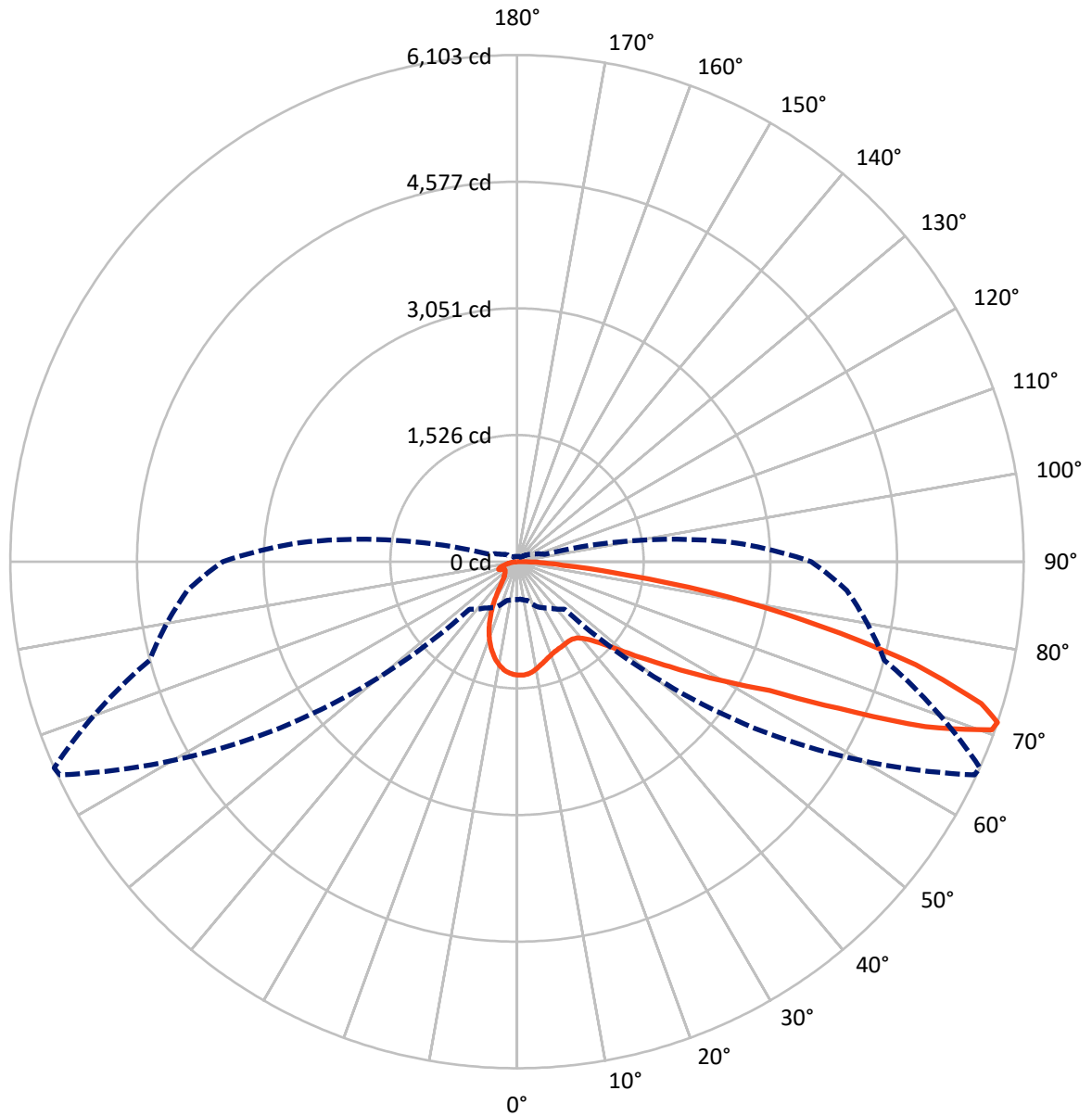
✕ Max cd
 - - - 1/2 Max cd



Based on 10 foot mounting height. Maximum calculated value = 13.7 fc
 Type III - Medium - N/A

REPORT NUMBER: P386245
CATALOG NUMBER: GWC-SA1D-827-U-SL2

Luminous Intensity Polar Plot



— Vertical Plane Through 66-Deg Lateral - - - Horizontal Cone Through 71-Deg Vertical

REPORT NUMBER: P386245

CATALOG NUMBER: GWC-SA1D-827-U-SL2

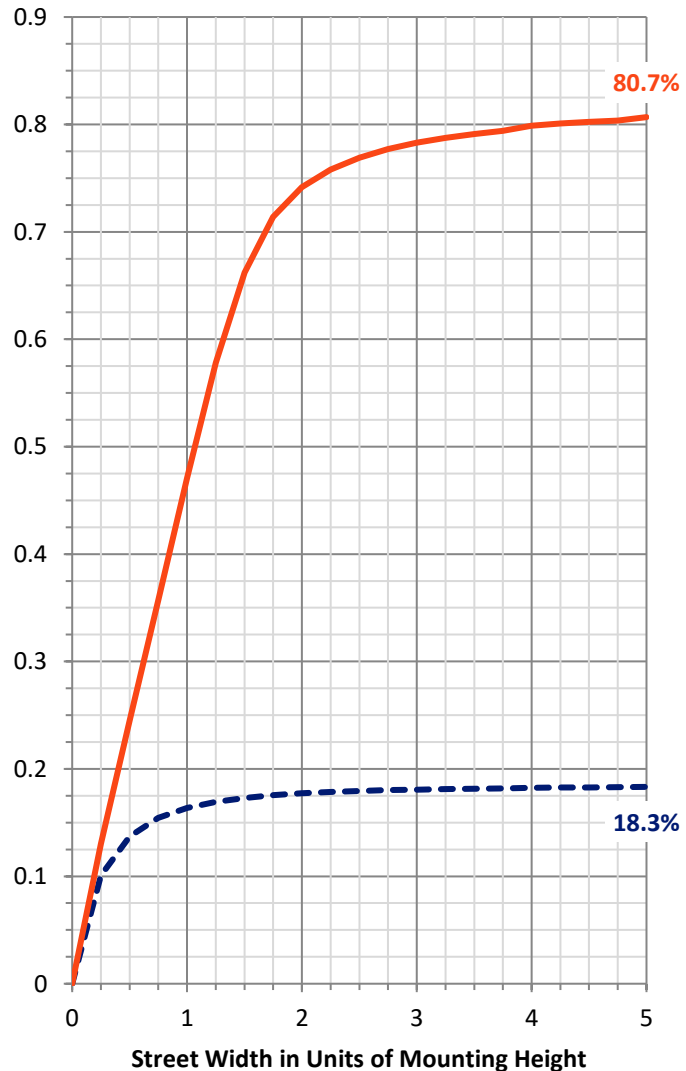
FLUX DISTRIBUTION:

		Downward	Upward	Total
House Side	Lumens	1105.9	0.0	1105.9
	% Fixture	18.5	0.0	18.5
Street Side	Lumens	4861.1	0.0	4861.1
	% Fixture	81.5	0.0	81.5
Total	Lumens	5967.0	0.0	5967.0
	% Fixture	100.0	0.0	100.0

ZONAL LUMENS:

Zone	Lumens	% Fixture
0°-10°	120.3	2.0
10°-20°	288.6	4.8
20°-30°	387.6	6.5
30°-40°	509.9	8.5
40°-50°	741.8	12.4
50°-60°	1158.8	19.4
60°-70°	1451.6	24.3
70°-80°	1107.2	18.6
80°-90°	201.1	3.4
90°-100°	0.0	0.0
100°-110°	0.0	0.0
110°-120°	0.0	0.0
120°-130°	0.0	0.0
130°-140°	0.0	0.0
140°-150°	0.0	0.0
150°-160°	0.0	0.0
160°-170°	0.0	0.0
170°-180°	0.0	0.0
0°-90°	5967.0	100.0
0°-180°	5967.0	100.0

Coefficient of Utilization



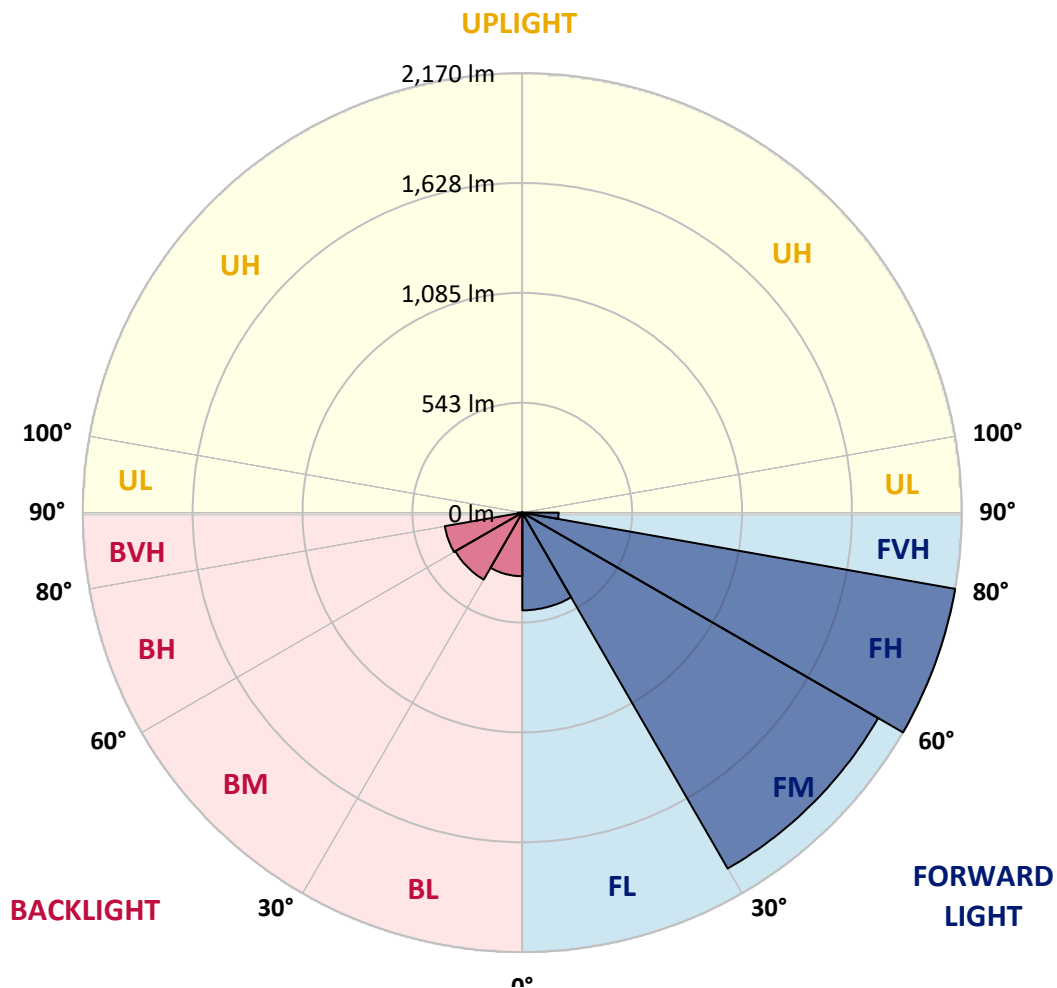
REPORT NUMBER: P386245

CATALOG NUMBER: GWC-SA1D-827-U-SL2

LUMINAIRE CLASSIFICATION SYSTEM LUMEN TABLE AND BUG RATING:

Zone	Lumens	% Fixture	Zone Rating/Lumen Limit		
			B	U	G
FL (0°-30°)	482.5	8.1			
FM (30°-60°)	2029.1	34.0			
FH (60°-80°)	2170.3	36.4			G2/5000
FVH (80°-90°)	179.3	3.0			G2/225
BL (0°-30°)	314.0	5.3	B1/500		
BM (30°-60°)	381.5	6.4	B1/1000		
BH (60°-80°)	388.6	6.5	B1/500		G1/500
BVH (80°-90°)	21.8	0.4			G1/100
UL (90°-100°)	0.0	0.0		U0/0	
UH (100°-180°)	0.0	0.0		U0/0	

BUG Rating: B1-U0-G2
 Type III Medium





REPORT NUMBER: P386245

CATALOG NUMBER: GWC-SA1D-827-U-SL2

CANDELA DISTRIBUTION (FULL):

	0°	5°	15°	25°	35°	45°	55°	65°	66°	75°	85°
0°	1366.9	1366.9	1366.9	1366.9	1366.9	1366.9	1366.9	1366.9	1366.9	1366.9	1366.9
2.5°	1341.6	1339.5	1345.7	1352.1	1354.6	1358.7	1364.9	1368.4	1368.2	1368.8	1366.7
5°	1252.6	1249.9	1262.3	1272.4	1291.7	1313.6	1340.1	1359.1	1359.5	1370.2	1373.1
7.5°	1168.3	1166.5	1180.7	1197.0	1219.4	1252.8	1295.8	1336.6	1339.1	1368.2	1378.3
10°	1100.7	1100.3	1114.1	1131.9	1158.0	1195.3	1244.8	1304.5	1308.2	1358.3	1379.1
12.5°	1048.0	1048.8	1060.8	1081.0	1108.6	1147.5	1201.1	1268.4	1274.4	1342.6	1374.3
15°	1009.1	1012.4	1022.1	1042.4	1069.6	1109.2	1164.2	1235.1	1244.1	1325.1	1371.7
17.5°	986.8	990.5	997.3	1014.2	1039.8	1077.9	1130.0	1207.7	1215.9	1311.7	1371.9
20°	980.2	983.3	987.2	997.5	1019.2	1053.8	1103.0	1183.0	1191.8	1301.0	1373.9
22.5°	993.2	995.5	995.9	995.1	1008.2	1036.5	1083.4	1164.8	1174.3	1294.0	1375.4
25°	1021.0	1024.1	1021.8	1014.2	1009.9	1027.2	1073.3	1152.9	1162.3	1288.8	1372.5
27.5°	1062.8	1063.3	1061.4	1051.5	1031.1	1028.2	1070.3	1145.9	1154.9	1282.9	1366.5
30°	1119.7	1122.4	1119.1	1105.7	1072.3	1044.7	1074.0	1139.1	1147.3	1275.2	1356.8
32.5°	1186.2	1192.8	1192.6	1178.6	1130.8	1081.6	1089.2	1134.9	1141.3	1267.2	1345.1
35°	1255.3	1264.3	1281.2	1275.2	1216.1	1139.9	1118.5	1141.5	1145.9	1266.2	1336.8
37.5°	1327.0	1336.0	1370.8	1386.9	1317.7	1223.3	1164.6	1164.8	1166.9	1278.7	1336.2
40°	1401.9	1411.6	1464.0	1505.8	1449.3	1329.0	1239.0	1213.4	1211.2	1309.7	1348.4
42.5°	1507.0	1515.7	1578.5	1631.9	1595.4	1464.4	1341.8	1288.4	1283.7	1370.2	1387.3
45°	1639.9	1647.3	1714.1	1771.1	1752.4	1618.9	1471.0	1391.6	1390.8	1471.2	1466.2
47.5°	1797.9	1803.7	1863.6	1918.8	1925.6	1796.7	1633.3	1550.9	1537.5	1609.6	1588.4
50°	1962.5	1968.9	2009.7	2069.0	2119.5	2034.6	1842.2	1746.0	1728.1	1792.3	1761.4
52.5°	2071.5	2079.9	2115.4	2190.6	2337.5	2295.4	2089.2	1982.5	1955.3	2013.8	1990.1
55°	2022.9	2041.8	2096.0	2216.5	2511.8	2693.9	2393.9	2258.4	2227.7	2276.3	2262.3
57.5°	1801.8	1827.8	1901.7	2087.8	2536.3	3044.9	2854.6	2583.2	2561.6	2547.6	2554.0
60°	1397.8	1422.8	1514.4	1756.9	2365.5	3301.2	3547.8	2983.7	2952.4	2820.0	2825.7
62.5°	989.3	976.7	1039.6	1216.9	1922.1	3331.3	4336.7	3519.4	3416.4	3107.6	3082.2
65°	754.4	751.6	779.8	836.2	1164.2	2971.4	4806.6	4419.7	4258.8	3445.8	3386.1
67.5°	619.9	614.8	642.6	724.8	749.7	1917.0	4816.9	5464.2	5306.2	3866.9	3737.6
70°	509.7	503.9	529.9	636.0	692.8	972.2	4054.0	6075.9	6067.4	4400.1	4002.9
71°	456.9	452.8	483.9	601.8	680.7	810.3	3500.2	6077.5	6102.8	4580.6	3987.3
72.5°	372.1	373.5	406.5	535.6	671.6	715.5	2572.5	5794.2	5847.8	4752.6	3844.9
75°	247.2	248.5	291.7	412.0	651.2	700.0	1413.9	4862.0	4960.5	4649.6	3508.5
77.5°	166.0	165.6	195.1	282.7	567.4	700.0	829.0	3636.4	3744.6	3699.7	2704.8
80°	114.3	113.5	134.3	195.1	429.5	708.5	640.9	2548.4	2581.2	1998.0	1099.3
82.5°	70.0	70.7	87.8	137.8	292.3	637.6	605.1	1389.6	1353.9	560.4	274.6
85°	40.2	40.0	56.0	93.3	187.7	538.1	590.0	598.1	548.6	168.7	99.3
87.5°	14.4	15.5	30.1	51.7	107.5	374.7	500.6	311.1	280.4	76.2	44.9
90°	0.0	0.0	0.0	0.0	0.0	0.0	0.0	0.0	0.0	0.0	0.0



REPORT NUMBER: P386245

CATALOG NUMBER: GWC-SA1D-827-U-SL2

CANDELA DISTRIBUTION (continued):

	90°	95°	105°	115°	125°	135°	145°	155°	165°	175°	180°
0°	1366.9	1366.9	1366.9	1366.9	1366.9	1366.9	1366.9	1366.9	1366.9	1366.9	1366.9
2.5°	1365.3	1366.5	1365.1	1356.8	1349.8	1338.5	1332.1	1323.2	1320.6	1319.3	1322.6
5°	1370.4	1370.8	1358.7	1337.1	1312.7	1284.1	1263.5	1238.2	1226.2	1221.1	1224.4
7.5°	1375.2	1373.3	1346.7	1305.3	1260.4	1210.6	1166.3	1125.7	1102.0	1092.3	1093.1
10°	1375.8	1368.0	1325.3	1261.2	1191.6	1118.5	1050.5	987.9	948.3	922.5	930.4
12.5°	1369.4	1356.2	1293.8	1204.2	1107.5	1007.8	916.0	822.0	765.6	739.4	740.2
15°	1364.5	1340.6	1255.1	1137.0	1007.2	875.2	749.7	639.3	579.1	552.3	539.8
17.5°	1360.3	1323.7	1210.1	1061.4	888.8	721.3	570.5	472.0	439.0	431.2	427.9
20°	1354.6	1305.7	1160.1	973.8	753.8	549.0	416.6	367.9	368.2	377.2	378.5
22.5°	1346.5	1285.3	1106.7	875.6	609.0	399.9	326.5	312.5	326.7	344.0	347.1
25°	1334.6	1261.2	1047.4	767.0	464.4	307.4	278.9	278.3	295.6	313.8	316.4
27.5°	1317.7	1229.7	981.5	650.4	342.2	261.2	249.9	254.2	267.0	280.2	281.2
30°	1295.0	1193.0	908.7	527.4	268.2	232.6	231.4	235.3	243.1	252.4	253.2
32.5°	1270.1	1155.8	831.1	408.3	229.7	217.1	218.4	220.2	223.9	227.6	228.5
35°	1247.4	1117.6	751.6	310.3	211.4	207.0	206.2	205.8	206.2	205.0	205.2
37.5°	1232.8	1086.1	668.7	247.0	200.9	198.2	195.7	192.6	189.1	187.1	187.5
40°	1227.5	1062.6	584.9	213.4	192.2	190.4	185.6	179.0	174.9	173.7	173.7
42.5°	1241.9	1050.5	503.9	196.5	185.0	181.9	174.1	166.5	163.4	163.2	163.0
45°	1286.0	1055.4	426.9	187.3	178.4	172.4	162.1	155.7	153.7	154.1	153.9
47.5°	1365.1	1086.5	360.9	181.1	171.8	164.0	152.5	147.3	144.8	144.8	145.0
50°	1499.6	1159.3	308.4	175.9	166.3	156.2	145.4	139.1	135.8	135.6	135.6
52.5°	1695.5	1289.5	275.7	171.6	160.1	149.2	138.4	130.4	126.5	125.7	125.3
55°	1941.1	1476.1	266.6	168.7	151.8	141.5	130.0	122.0	117.6	115.8	115.6
57.5°	2215.7	1703.1	284.5	165.2	143.4	132.5	120.7	113.1	108.6	106.3	106.1
60°	2493.6	1951.0	357.6	160.3	136.4	122.6	111.2	104.2	99.7	97.2	96.8
62.5°	2772.0	2212.2	507.0	159.9	131.4	113.1	101.6	95.6	91.3	88.6	88.0
65°	3085.9	2498.2	676.8	170.8	129.8	104.5	91.7	86.9	83.2	80.8	80.6
67.5°	3446.5	2821.0	660.5	193.2	135.4	96.6	82.4	78.7	76.0	74.0	73.8
70°	3615.6	2770.5	410.6	209.1	143.2	89.0	73.5	70.9	68.8	67.4	66.7
71°	3544.7	2630.6	344.3	207.3	142.4	85.7	70.0	68.0	65.9	64.7	64.1
72.5°	3351.5	2399.1	287.2	192.8	133.1	79.7	65.5	63.5	61.6	60.2	59.7
75°	3007.4	2142.6	229.9	154.1	106.1	67.4	57.5	55.2	53.8	52.9	52.1
77.5°	2210.8	1529.1	177.8	121.8	78.1	55.0	49.0	47.4	45.9	44.7	44.1
80°	846.9	592.3	119.7	90.9	57.3	43.5	39.6	38.7	37.3	36.5	36.5
82.5°	228.1	177.0	63.9	55.0	38.3	31.7	30.3	29.9	28.6	27.0	27.2
85°	92.3	78.1	35.8	30.3	23.5	18.7	20.4	20.6	19.2	17.1	17.3
87.5°	40.6	33.2	20.0	13.4	10.3	7.2	9.3	9.3	8.4	7.0	6.4
90°	0.0	0.0	0.0	0.0	0.0	0.0	0.0	0.0	0.0	0.0	0.0

Signify Classified - Internal
Cooper Lighting Solutions Photometric Lab
1121 Highway 74 South
Peachtree City, GA 30269

Scaled Data Report



Report Generated By 670245982

Signify Classified - Internal
Cooper Lighting Solutions Photometric Lab
1121 Highway 74 South
Peachtree City, GA 30269

Scaled Data Report



Signify Classified - Internal
Cooper Lighting Solutions Photometric Lab
1121 Highway 74 South
Peachtree City, GA 30269

Scaled Data Report



Signify Classified - Internal
Cooper Lighting Solutions Photometric Lab
1121 Highway 74 South
Peachtree City, GA 30269

Scaled Data Report



Signify Classified - Internal
Cooper Lighting Solutions Photometric Lab
1121 Highway 74 South
Peachtree City, GA 30269

Scaled Data Report



--- HS — SS

Signify Classified - Internal
Cooper Lighting Solutions Photometric Lab
1121 Highway 74 South
Peachtree City, GA 30269

Scaled Data Report



u

Signify Classified - Internal
Cooper Lighting Solutions Photometric Lab
1121 Highway 74 South
Peachtree City, GA 30269

Scaled Data Report



Signify Classified - Internal
Cooper Lighting Solutions Photometric Lab
1121 Highway 74 South
Peachtree City, GA 30269

Scaled Data Report



(END OF REPORT)